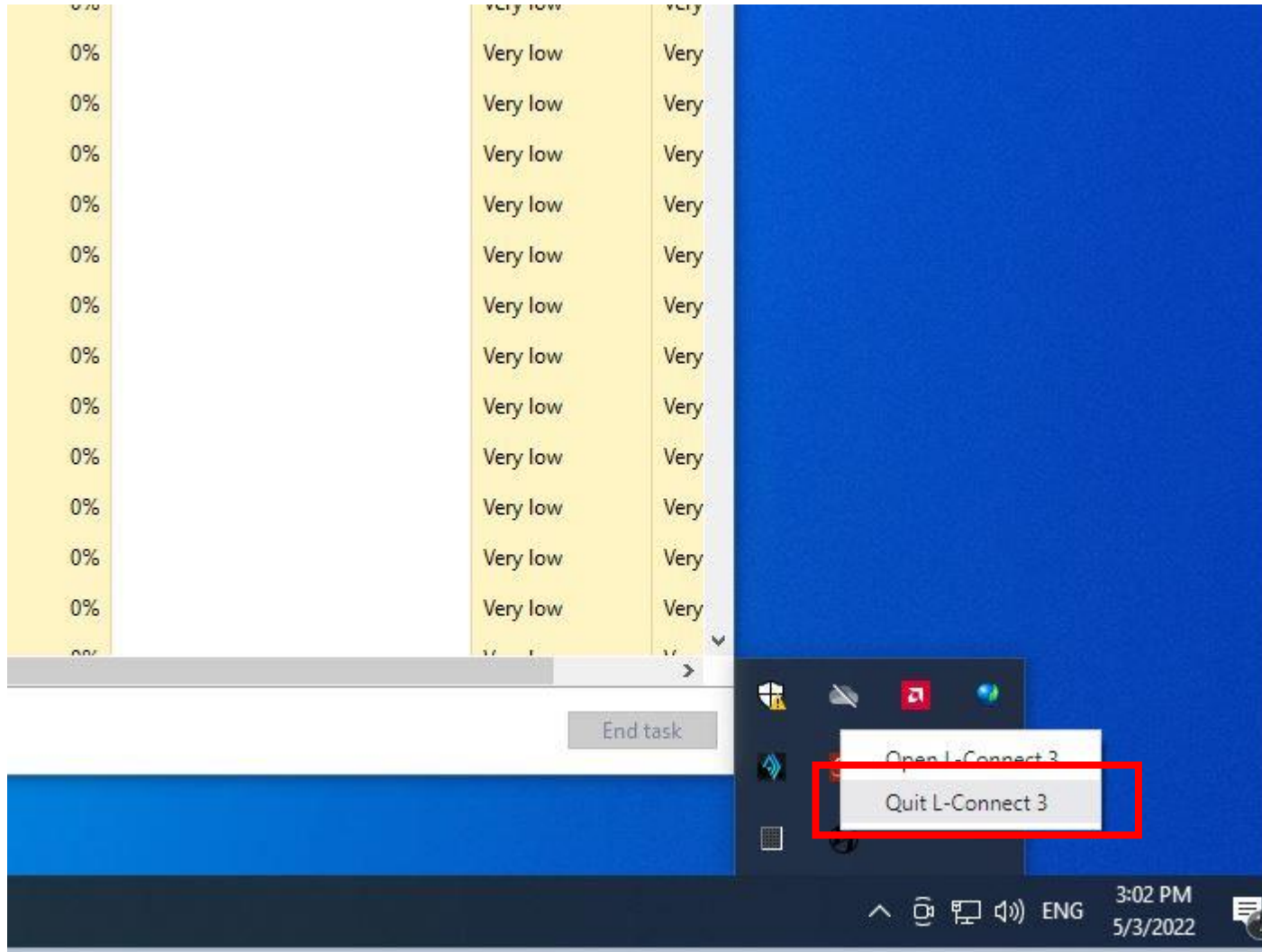


# Steps for install the new version of L-Connect 3


- Completely remove the old version


2022/10/31





1. Quit L-Connect 3 App


Settings

 **Z590**  
Local Account  
[Sign In](#)


 OneDrive  
[Sign In](#)


 Windows Update  
Attention needed


 Rewards  
[Sign In](#)


 Web browsing  
Recommended settings


Find a setting


 **System**  
Display, sound, notifications, power


 **Devices**  
Bluetooth, printers, mouse


 **Phone**  
Link your Android, iPhone


 **Network & Internet**  
Wi-Fi, airplane mode, VPN


 **Personalization**  
Background, lock screen, colors


 **Apps**  
Uninstall, defaults, optional features


 **Accounts**  
Your accounts, email, sync, work, family


 **Time & Language**  
Speech, region, date

 **Gaming**  
Xbox Game Bar, captures, Game Mode

 **Ease of Access**  
Narrator, magnifier, high contrast

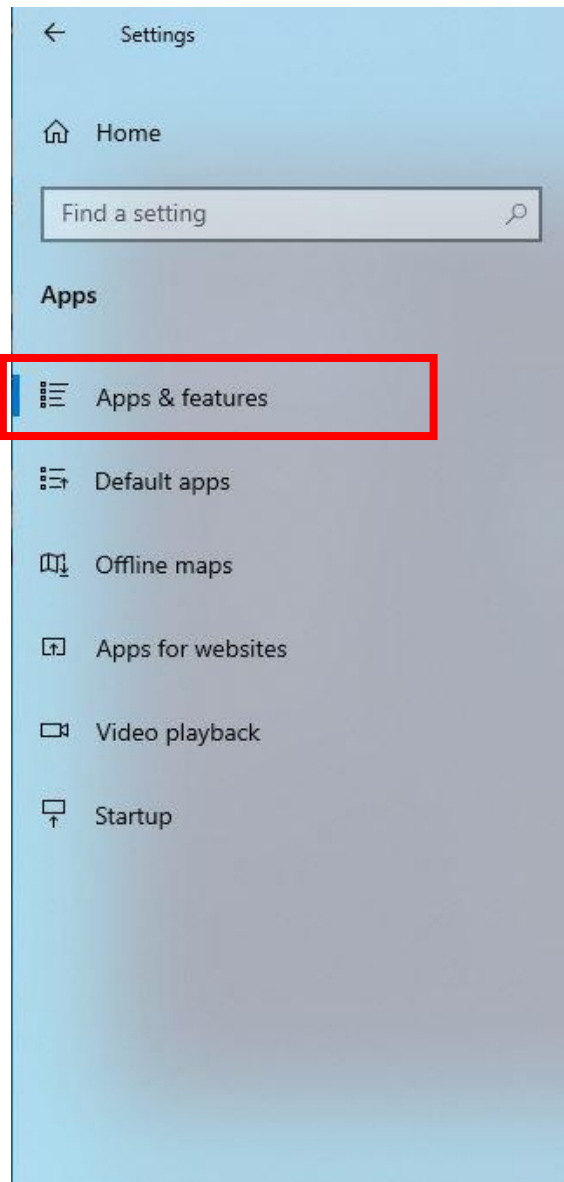
 **Search**  
Find my files, permissions

 **Privacy**  
Location, camera, microphone

 **Update & Security**  
Windows Update, recovery, backup

2. Settings

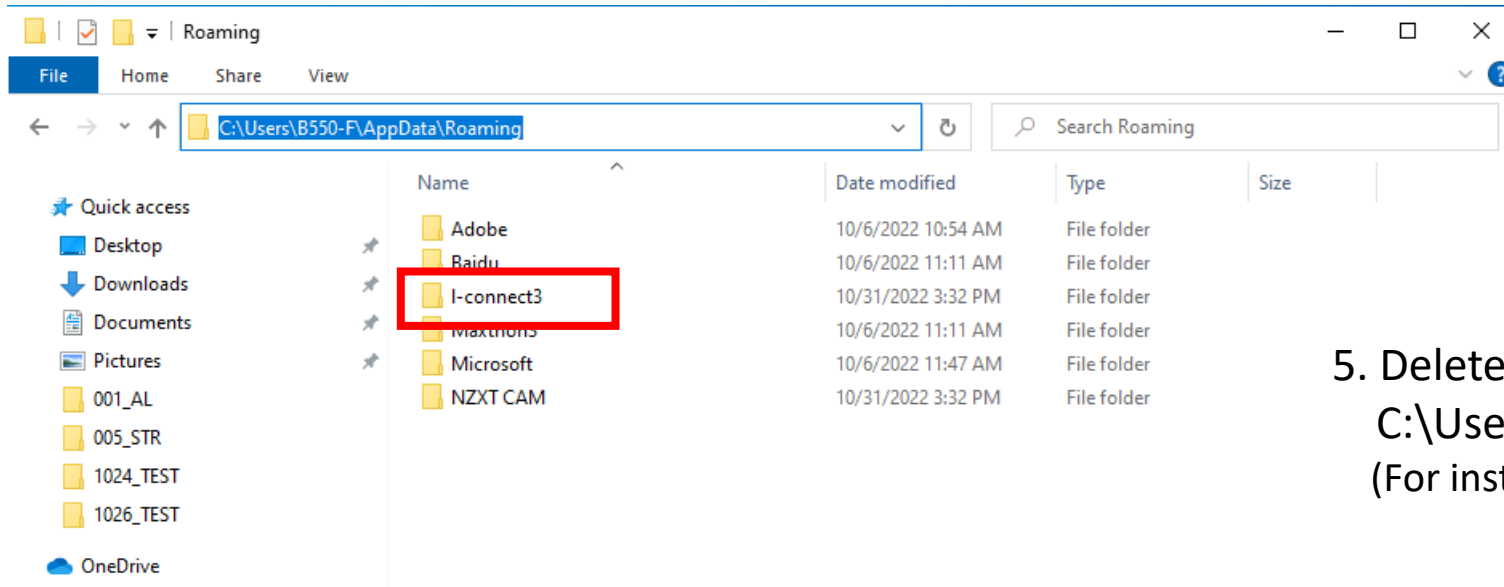
3. Apps



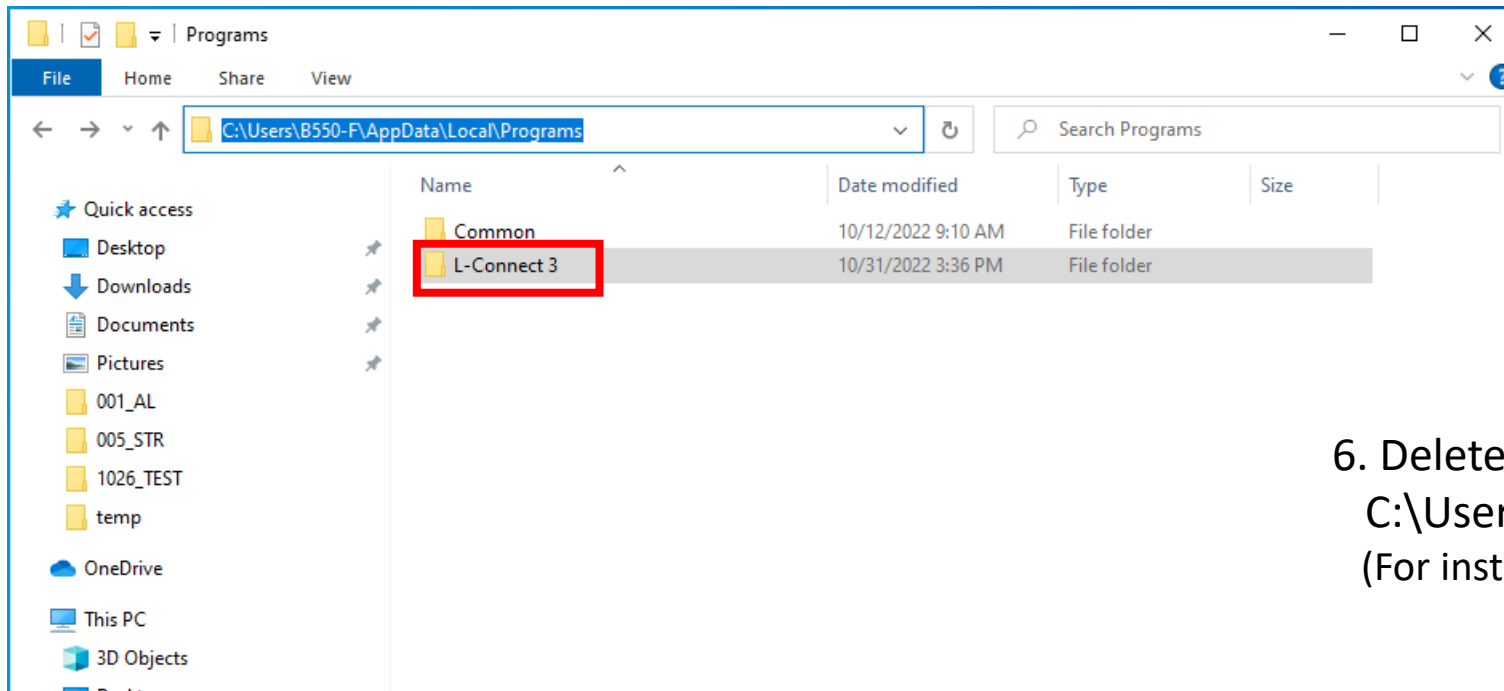
## Apps & features

A screenshot of the 'Apps & features' page in Windows. The 'L-Connect 3 1.1.6' application is listed. The entry includes the app icon, the name 'L-Connect 3 1.1.6', the version '1.1.6', the size '222 MB', and the installation date '4/30/2022'. Below the app name, there are two buttons: 'Modify' and 'Uninstall'. The 'Uninstall' button is highlighted with a red rectangular box.

4. Uninstall L-Connect 3 App



5. Delete L-Connect 3 Folder at  
C:\Users\*computer name*\AppData\Roaming\  
(For install as Anyone who uses this computer(all users))



6. Delete L-Connect 3 Folder at  
C:\Users\*computer name*\AppData\Local\Programs\  
(For install as Only for me(computer name))

7. Download the new version of L-Connect 3 from <https://lian-li.com/l-connect3/>

8. Run as Administrator to install L-Connect 3

9. Restart your PC